

UPS Electronic Return Label: View/Print Label

1. Ensure that there are no other tracking labels attached to your shipment.
2. **Fold the printed label at the dotted line.** Place the label in a UPS Shipping Pouch. If you do not have a pouch, affix the folded label using clear plastic shipping tape over the entire label. Take care not to cover any seams or closures.

3. GETTING YOUR SHIPMENT TO UPS

- o Daily Pick up customers may add return package(s) to their outbound shipments by having them ready for the driver as usual.
- o Take this parcel to any location of The UPS Store®, UPS Access Point™, UPS Drop Box, UPS Customer Center, UPS Alliance partners (Office Depot® or Staples®) or an Authorized Shipping Outlet near you. Return items sent via UPS Returns® services (including via UPS Ground) are accepted at all UPS Drop Box locations. To find the closest drop box location, visit [UPS Global Locator](#)




UPS Access Point™
THE UPS STORE

1134 S BLACK HORSE PIKE

BLACKWOOD NJ 08012-2703
FOLD HERE

UPS Access Point™
ADVANCE AUTO PARTS STORE
5781
1227 BLACKWOOD CLEMENTON RD
CLEMENTON NJ 08021-5601

UPS Access Point™
CVS STORE # 4047
5000 ROUTE 42
BLACKWOOD NJ 08012-1733

<p>1 OF 1</p> <p>4 LBS RS</p> <p>JAVON HARRISON 1501 LITTLE GLOUCESTER RD BLACKWOOD NJ 08012</p> <p>SHIP TO: JMS RETURNS 9013639888 ML GROUP LOGISTICS 4289 CONCORDE RD MEMPHIS TN 38118</p>	<p>TN 381 9-01</p> 	<p>UPS GROUND</p> <p>TRACKING #: 1Z X74 3Y9 90 5505 4170</p> 	 <p>Reference #1: JMS RETURNS Reference #2: JMS-7629013 XGL 21.01.02</p> <p><small>NV45-42.0A 01/2021*</small></p>
---	---	--	---