

UPS Electronic Return Label: View/Print Label

1. Ensure that there are no other tracking labels attached to your shipment.
2. **Fold the printed label at the dotted line.** Place the label in a UPS Shipping Pouch. If you do not have a pouch, affix the folded label using clear plastic shipping tape over the entire label. Take care not to cover any seams or closures.

3. GETTING YOUR SHIPMENT TO UPS

- o Daily Pick up customers may add return package(s) to their outbound shipments by having them ready for the driver as usual.
- o Take this parcel to any location of The UPS Store®, UPS Access Point™, UPS Drop Box, UPS Customer Center, UPS Alliance partners (Office Depot® or Staples®) or an Authorized Shipping Outlet near you. Return items sent via UPS Returns® services (including via UPS Ground) are accepted at all UPS Drop Box locations. To find the closest drop box location, visit [UPS Global Locator](#)

UPS Access Point™
VILLAGE EXPRESS




1204 MAIN ST
BRANFORD CT 06405-3787

UPS Access Point™
ADVANCE AUTO PARTS STORE
1096
451 FOXON BLVD
NEW HAVEN CT 06513-2328

UPS Access Point™
CVS STORE # 172

2-6 SHORT BEACH RD
BRANFORD CT 06405-6264

FOLD HERE

<p>1 OF 1</p> <p>4 LBS RS</p> <p>MARTHA CURRAN 106 DORAL FARMS RD NORTH BRANFORD CT 06471</p> <p>SHIP TO: JMS RETURNS 9013639888 ML GROUP LOGISTICS 4289 CONCORDE RD MEMPHIS TN 38118</p>	<p>TN 381 9-01</p> 	<p>UPS GROUND</p> <p>TRACKING #: 1Z X74 3Y9 90 5546 1720</p> 	 <p>BILLING: P/P DESC: MENS SHOES RETURN SERVICE</p> <p>Reference #1: JMS RETURNS Reference #2: JMS-7671972 XOL20.T2.11</p> <p><small>NV45 39.0A 11/2020*</small></p>
--	---	--	--