

UPS Electronic Return Label: View/Print Label

1. Ensure that there are no other tracking labels attached to your shipment.
2. **Fold the printed label at the dotted line.** Place the label in a UPS Shipping Pouch. If you do not have a pouch, affix the folded label using clear plastic shipping tape over the entire label. Take care not to cover any seams or closures.

3. GETTING YOUR SHIPMENT TO UPS

- o Daily Pick up customers may add return package(s) to their outbound shipments by having them ready for the driver as usual.
- o Take this parcel to any location of The UPS Store®, UPS Access Point™, UPS Drop Box, UPS Customer Center, UPS Alliance partners (Office Depot® or Staples®) or an Authorized Shipping Outlet near you. Return items sent via UPS Returns® services (including via UPS Ground) are accepted at all UPS Drop Box locations. To find the closest drop box location, visit [UPS Global Locator](#)

UPS Access Point™
CVS STORE # 10259





225 JOLIET ST
DYER IN 46311-1709

UPS Access Point™
THE UPS STORE

903 JOLIET ST
DYER IN 46311-1922

UPS Access Point™
ADVANCE AUTO PARTS STORE
#7628
19 SAUK PLZ
SAUK VILLAGE IL 60411-5226

FOLD HERE

<p>CHONTEY WOOD 243 PARK LN CHICAGO HEIGHTS IL 60411</p> <p>SHIP TO: JMS RETURNS 9013639888 ML GROUP LOGISTICS 4289 CONCORDE RD MEMPHIS TN 38118</p>	<p>4 LBS RS</p> <p>1 OF 1</p>	<p>TN 381 9-01</p>  	<p>UPS GROUND</p> <p>TRACKING #: 1Z X74 3Y9 90 5574 9198</p> 	<p>BILLING: P/P DESC: MENS SHOES RETURN SERVICE</p> <p>Reference #1: JMS RETURNS Reference #2: JMS-7640930</p> <p><small>NV45-42.0A.01/2021*</small></p> 
--	--	---	---	---