

# UPS Electronic Return Label: View/Print Label

1. Ensure that there are no other tracking labels attached to your shipment.
2. **Fold the printed label at the dotted line.** Place the label in a UPS Shipping Pouch. If you do not have a pouch, affix the folded label using clear plastic shipping tape over the entire label. Take care not to cover any seams or closures.

### 3. GETTING YOUR SHIPMENT TO UPS





- o Daily Pick up customers may add return package(s) to their outbound shipments by having them ready for the driver as usual.
- o Take this parcel to any location of The UPS Store®, UPS Access Point™, UPS Drop Box, UPS Customer Center, UPS Alliance partners (Office Depot® or Staples®) or an Authorized Shipping Outlet near you. Return items sent via UPS Returns® services (including via UPS Ground) are accepted at all UPS Drop Box locations. To find the closest drop box location, visit [UPS Global Locator](#)

UPS Access Point™  
CVS STORE # 8919  
4300 RAINBOW BLVD  
KANSAS CITY KS 66103-3425

UPS Access Point™  
MOBILE REVIVE  
544 WESTPORT RD  
KANSAS CITY MO 64111-3014

UPS Access Point™  
CVS STORE # 5697  
3902 MAIN ST  
KANSAS CITY MO 64111-1917

FOLD HERE

<p>ANDREW LUZANIA 2221 W. 39TH AVE KANSAS CITY KS 66103</p> <p><b>SHIP TO:</b> JMS RETURNS 9013639888 ML GROUP LOGISTICS 4289 CONCORDE RD <b>MEMPHIS TN 38118</b></p> <p><b>4 LBS</b> <b>RS</b></p> <p><b>1 OF 1</b></p>	<p><b>TN 381 9-01</b></p>  	<p><b>UPS GROUND</b></p> <p>TRACKING #: 1Z X74 3Y9 90 5564 0116</p>		<p><b>BILLING: P/P</b> <b>DESC: MENS SHOES</b> <b>RETURN SERVICE</b></p> <p>Reference #1: JMS RETURNS Reference #2: JMS-7562203 XOL20.10.23</p>  <p>NV45 39.0A 11/2020*</p>
--	---	---	--	--